



PermaStruct®

Roof Walkway Install Guide

Please ensure you follow these instructions when installing your PermaStruct® Roof Walkway.

1300 366 938

www.permastruct.com

Installation Guidelines

With correct installation, PermaStruct® Roof Walkway will provide years of safe access. Please ensure you read these instructions thoroughly prior to and during installation, failure to adhere to the installation guidelines will void your warranty.

APPLICATIONS

PermaStruct® FRP Roof Walkway can be used in a variety of applications;

- Non-slip walkway access for roof and equipment maintenance.
- Suitable for flat, corrugated or standing seam roofs.
- Protects roof sheeting from damage.

PRODUCT & SPECIFICATION

Item Code - G 15 Y

Description - PermaStruct® 15mm Standard Grating

Colour - Yellow (RAL 1003)

PermaStruct® Roof Walkway can be custom manufactured into any RAL colour and any panel size or thickness. Lead time and MOQs do apply.

DIMENSIONS

Panel Size - 3660 x 615mm

Panel Thickness - 15mm

WEIGHT

Panel Weight - 20.2kg

Weight per KG/m² - 9kg

FIXING

When fixing onto a roof please ensure you use a neoprene washer or equivalent for waterproofing.

PermaStruct® Roof Walkway and fixings clips do not offer any waterproofing properties.

WORK LOAD LIMITS

Span mm	UDL Load kg/m ²	Point Load kg
250	1026	186
500	329	46
1000	41	12

* All loads are for 1% deflection

MAINTENANCE

Visual inspection for any damage or loose fixings must be done periodically and prior to use.

WARRANTY

7 years from date of purchase, subject to installation and use in accordance with manufacturers specification.

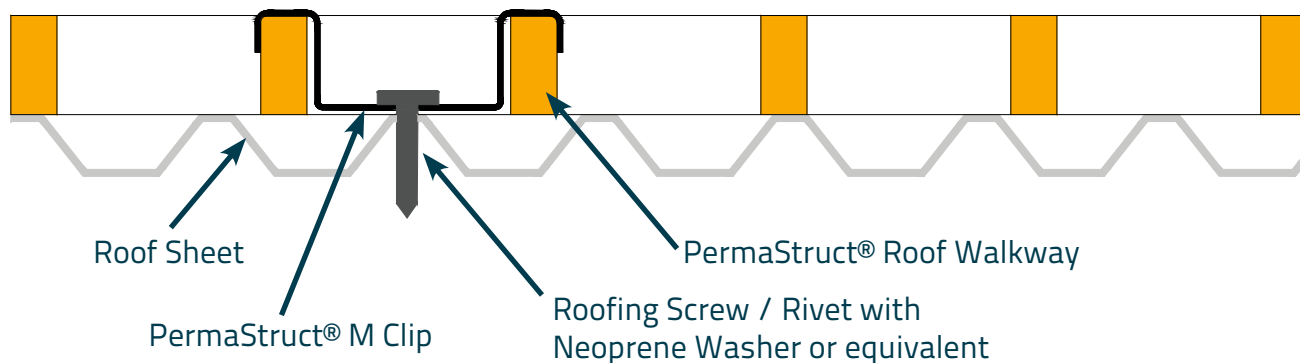
Please note: The customer/installer is responsible for inspecting the panels for any defects prior to installation. PermaStruct® warranty



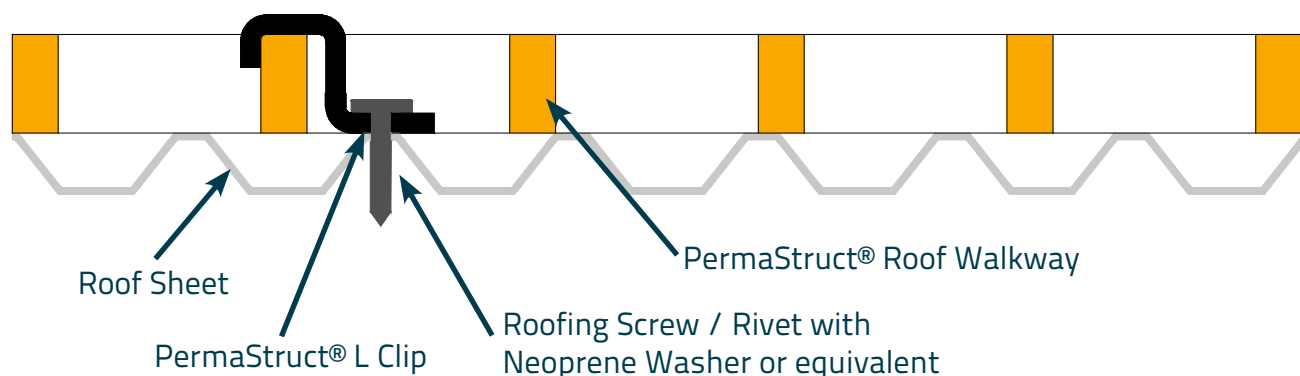
Installation Guidelines

When installing PermaStruct® Roof Walkway, lay the sheet onto the roof and fix using one of the following methods...

M CLIP | Fixings recommended at 8 per 3660mm panel

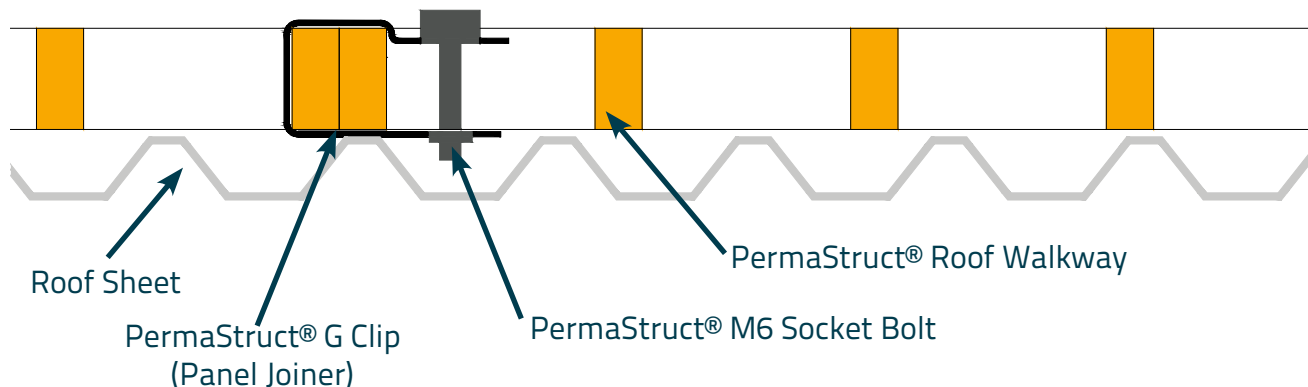


L CLIP | Fixings recommended at 8 per 3660mm panel



To join PermaStruct® Roof Walkway panels together, use the following method...

G Clip / Panel Joiner | 2 clips to be used per join



Please Note:

The above fixings are shown for illustration purposes only and are not accurate for rivet or roofing screws.



The Composite Experts

Innovation



Design



Engineering



Experts

Mining, construction, engineering
and marine.

PermaStruct®

confidence with every step

1300 366 938

info@permacomposites.com

www.permastruct.com